



G.D. Goenka Public School, Arrah

Holiday Homework -2023-24

K.G.



With

LOONEY TUNES





# Summer Fun with Looney Tunes

It's time to have some fun, Summer holidays  
have just begun,

You can dance, you can sing,

Climb a tree or fly high on a swing!

Put together a jigsaw, bake a cake, Go to camp  
or swim in a lake, Exciting places you can trave  
to, Rome, Spain or Timbuktu!

Help your mom 'n' dad as you always should,  
Care for your grandparents as a Goenkan would;

Work, enjoy, have fun - with your head held  
high!

You are a Goenkan - reach out for the Sky!



**Dear  
Parents**

**Summer vacation is a welcome break....Break from fixed schedules, rules and regulations of the school. Freedom brings more responsibility, so keeping this in mind; we have planned most of the activities to keep our children engaged and also help them in channelizing their energies. Kindly help and guide your child in completing his work and also exploring his creative self.**









**Submit the given homework in a folder with clearly mentioned name, class and section. Kindly take the coloured print outs of the worksheets. It would be wonderful if the children themselves decorate the folders with their tiny hands.**

**Happy Holidays! Have fun with your little one!\**

**Regards  
Principal**

## **HOW INDEPENDENT CAN I BECOME?**

**Make your child more independent by teaching him or her various activities like**

-  **Buttoning and unbuttoning the shirt .**
-  **Laying the table .**
-  **Folding mats and clothes.**
-  **Arranging their toy shelf.**
-  **Learning to wear shoes and socks.**
-  **Learning how to zip their school bag**
-  **and their uniform.(shorts)**
-  **Sorting and pairing household items.**

# **JUNE FUN ACTIVITIES**

- 1. Go out with your family and learn some traffic rules or signs.**
- 2. Count to 100.**
- 3. Practice tying your shoe laces.**
- 4. Help your mom in cleaning things.**
- 5. Become the host of the house.**
- 6. Make a call to your cousin.**
- 7. Go to the garden with your friend and explore the names of the ride**
- 8. Make a card for your father.**
- 9. Help your Parents in gardening.**
- 10. See what floats or sinks in the bath tub.**
- 11. Try to shampoo your hair independently.**
- 12. Help your mother in filling water bottles.**
- 13. Revise reverse counting 10-0 on stairs.**
- 14. Visit any worship place.**
- 15. Help your mother in serving.**
- 16. Make a clock from a paper plate.**
- 17. Find the youngest and eldest member in your family.**
- 18. Count the number of family members.**

This is me!

My name is

I am a

Girl

Boy

PASTE YOUR PHOTOGRAPH HERE

I am a star.



## PHONETICS

**A says ऐ as in apple, axe, arrow**

**B says ब as in ball, bag, balloon**

**C says क as in cat, candle, car**

**D says ड as in dog, drum, doctor**

**E says ए as in elephant, elbow, engine**

**F says फ as in frog, fish, fan**

**G says ग as in grapes, gate, god**

**H says ह as in horse, house, hot**

**I says आइ as in ice-cream, iron, island**

**J says ज as in joker, jar, jelly**

**K says क as in kite, kettle, kangaroo**

**L says ल as in lion, leaf, lock**

**M says म as in mango, mat, mother**



**N** says न as in nest, nut, nose  
**O** says औ as in orange, ostrich, ox  
**P** says प as in parrot, peas, pocket  
**Q** says क्व as in quarter, quill, quilt  
**R** says र as in rocket, rat, red  
**S** says स as in sun, socks, swing  
**T** says ट as in tiger, time, toffee  
**U** says अ as in umbrella, under, urn  
**V** says व as in van, vulture, violin  
**W** says क् as in wall, watch, window  
**X** says क्स as in x-ray, x-mass tree  
**Y** says य as in yo-yo, yolk, yellow  
**Z** says ज़ as in zip, zigzag, zero



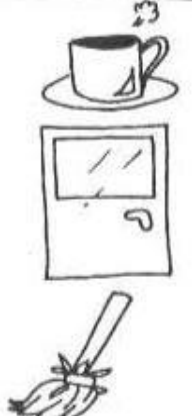

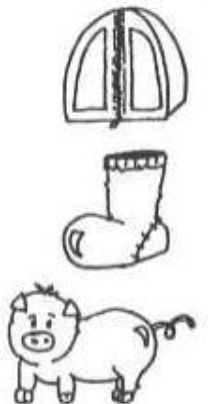
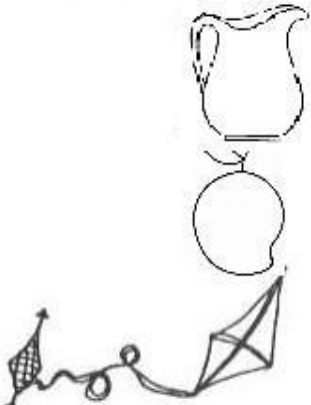


Write the first letter of the word showing the picture.



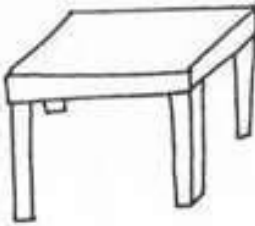

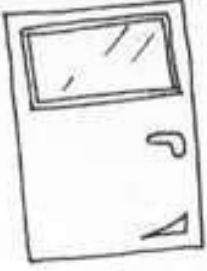





					
					
					
					
					
					
					
					
					



In each box draw a line to match the letter to the picture that begins with that letter.

<p>l</p> <p>f</p> <p>p</p> <p>b</p> 	<p>h</p> <p>d</p> <p>m</p> <p>r</p> 
<p>m</p> <p>d</p> <p>c</p> <p>l</p> 	<p>n</p> <p>g</p> <p>w</p> <p>y</p> 
<p>p</p> <p>t</p> <p>b</p> <p>s</p> 	<p>b</p> <p>k</p> <p>m</p> <p>j</p> 

In each box circle the letter that the picture begins with.

 <p>b g w</p>	 <p>l k m</p>	 <p>b s n</p>
 <p>k t h</p>	 <p>l m f</p>	 <p>r d p</p>
 <p>N G J</p>	 <p>C S Y</p>	 <p>M L F</p>
 <p>C P S</p>	 <p>F T Z</p>	 <p>N V H</p>

Colour the circle yellow, triangle green, rectangle red and square blue.



Circle




Triangle













Rectangle




Square













Count and write the numeral.

	<input type="text"/>
	<input type="text"/>
	<input type="text"/>
	<input type="text"/>
	<input type="text"/>
	<input type="text"/>
	<input type="text"/>
	<input type="text"/>
	<input type="text"/>
	<input type="text"/>

Join the dots. Colour the picture.



Count and colour the correct number of balls.

7	
3	
6	
8	
10	
2	
1	
4	
9	
5	

चित्र देखकर पहला अक्षर लिखो



चित्र देखकर पहला अक्षर लिखो .



---

---

---



---

---

---



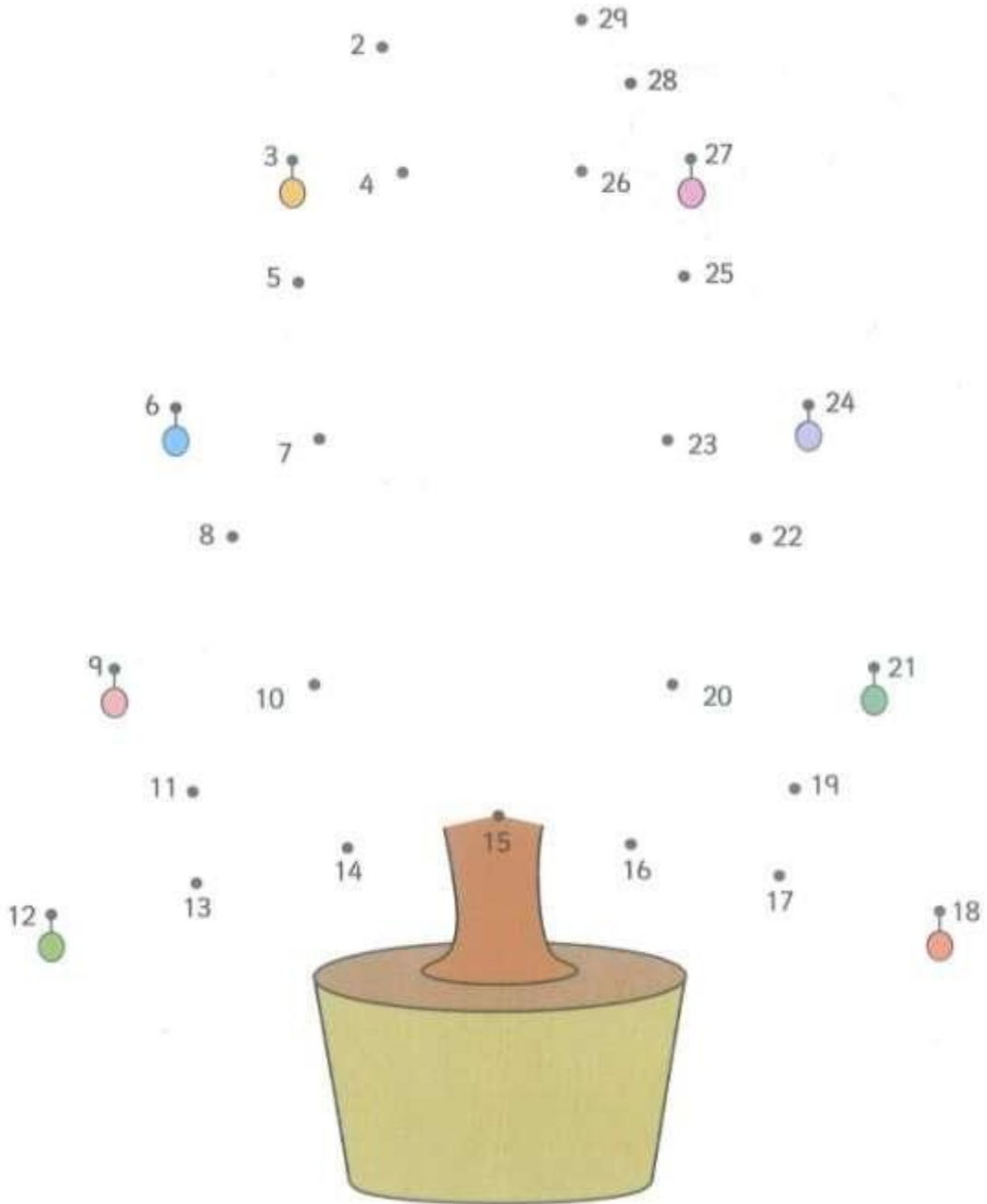

---

---


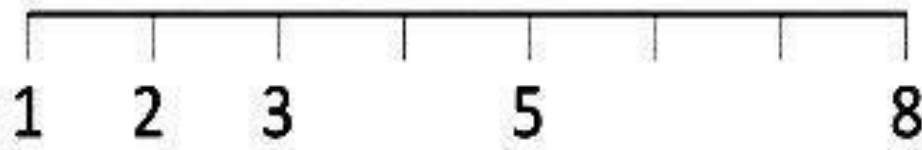
---



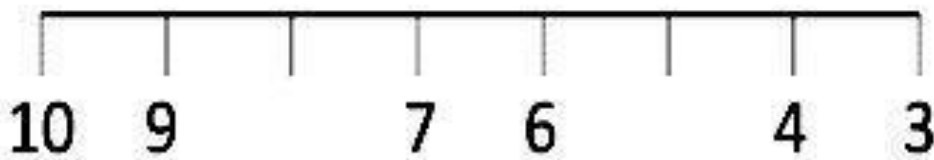
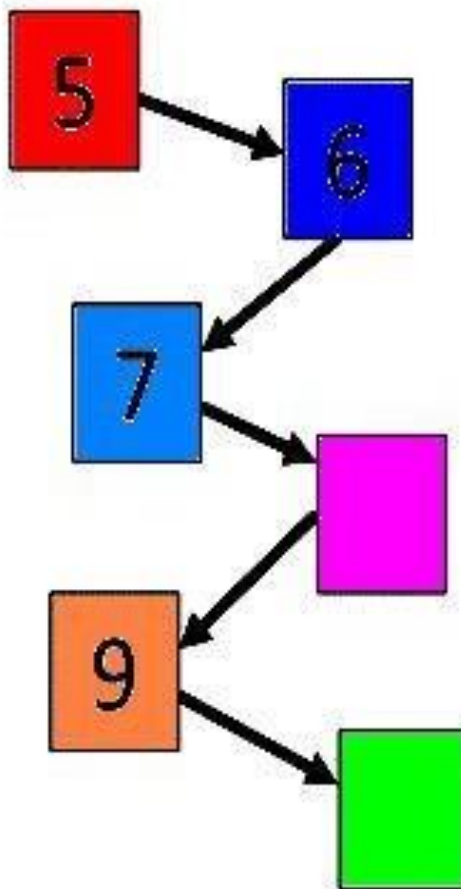
Join the dots ( 1 -30) :



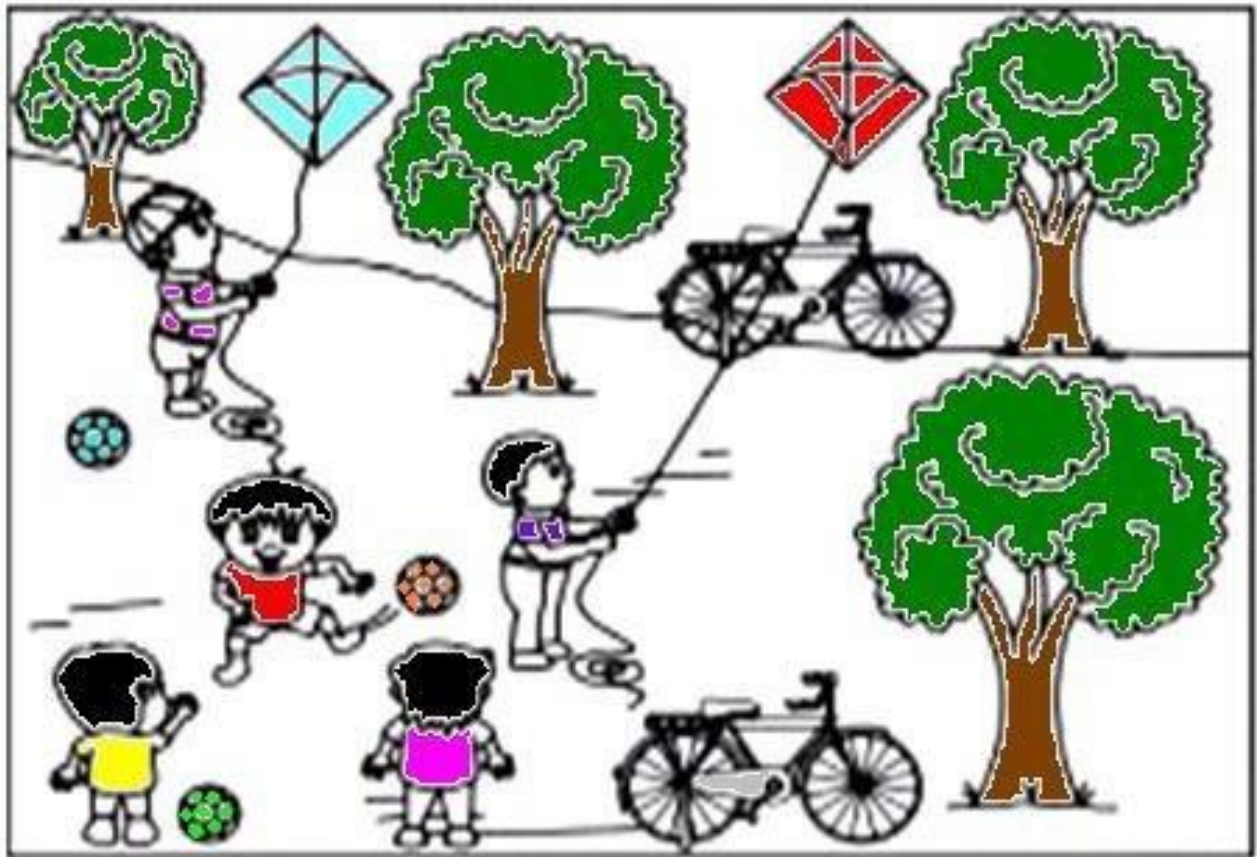
Fill in the missing numbers in these patterns.



How many spots? \_\_\_\_\_

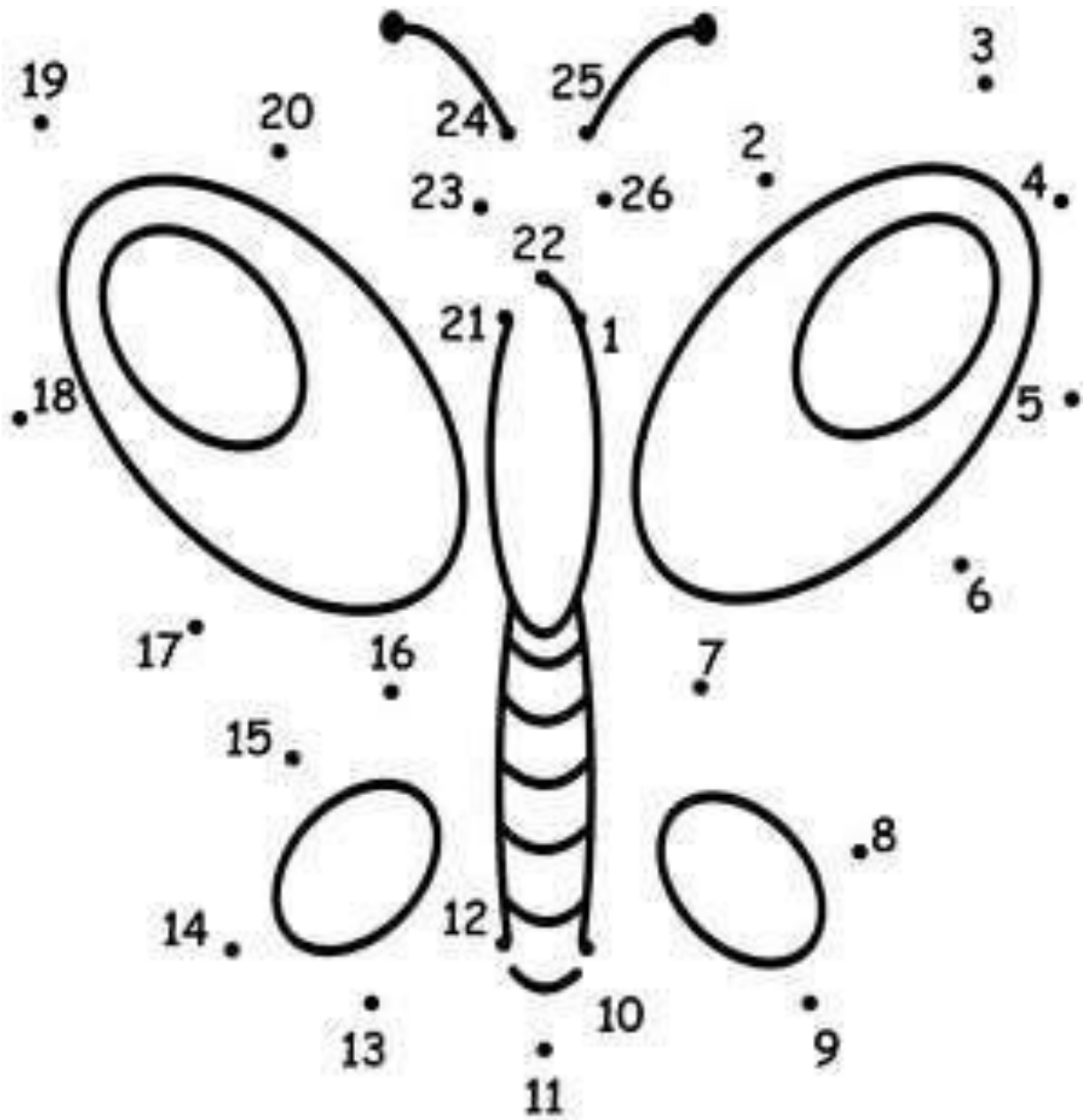


Look at the picture.  
Fill in the blanks.









1. There are 5 children in the park.
2. There are        balls.
3. There are        trees in the park.
4. There are        bicycles.
5.        boys are flying kites.

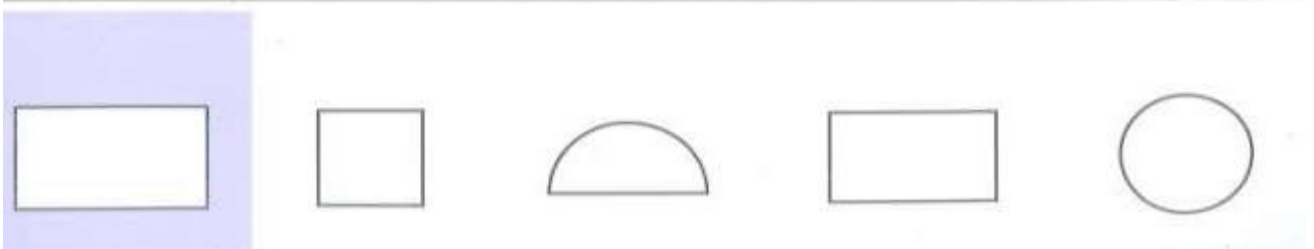



Join the dots. Colour the picture.



Count and write the number of objects.

	=
	=
	=
	=
	=
	=

Colour the shape in each row that matches the first one.



# पहचानो और मिलान करो



अ

ऊ

ओ

आ


उ

अ

अं

औ

Match the animals to the food they eat. Colour the pictures.





## Good Manners

Good manners are lifelong assets and they should be practised until they become habit. Revise the four magical words: Please, Sorry, Thank you, Excuse me.



## Hygiene

1. Brush your teeth twice a day.



2. Trim your nails and hair .



3. Do not waste water and electricity.



4. Keep your environment and surrounding clean.



